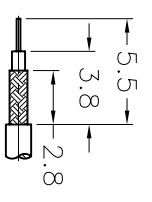
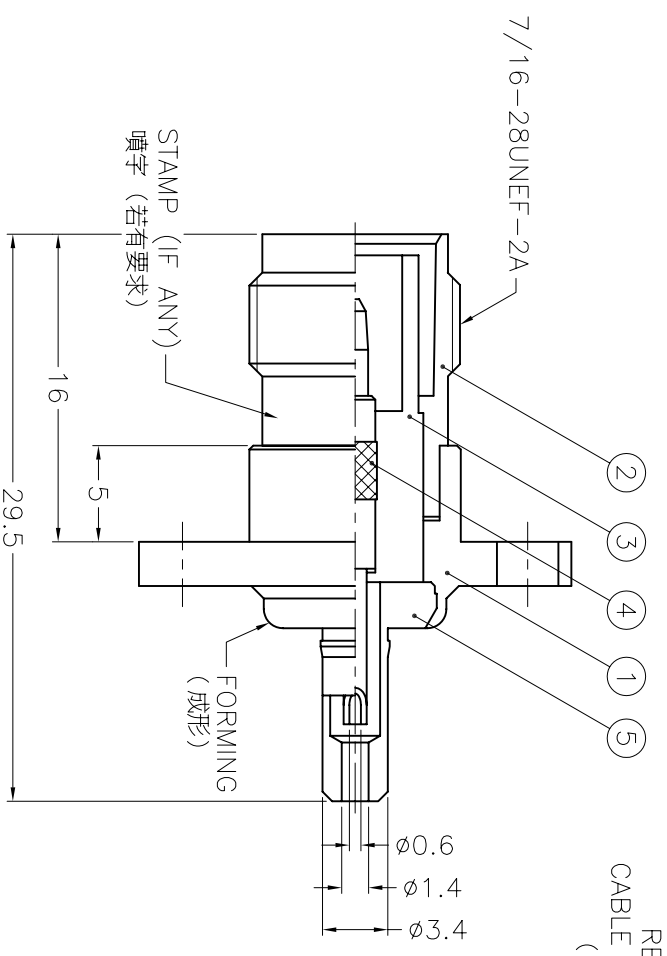
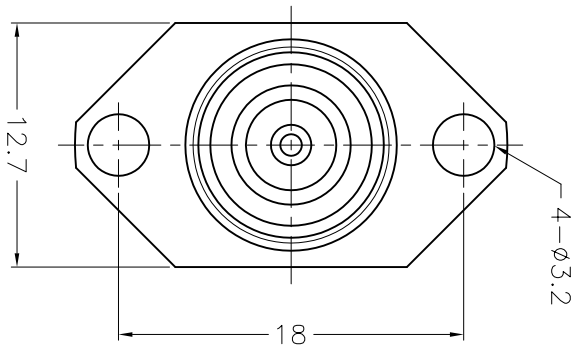
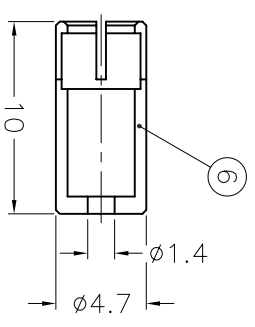


1	2	3	4	5	6	7	8
ISS ZONE		DESCRIPTION PER REQUEST\DATE					
REVISIONS							



RECOMMENDED
CABLE STRIPPING DIM'S
(建議剝線尺寸)



NOTES: FINISH (PLATING THICKNESS IN MICRO-INCHES)
 1. BRASS PER QQ-B-626
 2. PHOSPHOR BRONZE PER QQ-B-750
 3. NICKEL PL. 100 MIN. THICK OVER COPPER STRIKE
 4. GOLD PL. 3 MIN. THICK OVER NICKEL PL. 100 MIN. THICK OVER COPPER STRIKE
 5. TEFLON MIL-P-19468
 6. TIN-LEAD (90/10) PL. 100 MIN. THICK OVER NICKEL PL. 50 MIN. THICK OVER COPPER PL. 100 MIN. THICK

1. CONTACT PIN TO SOLDER

6	FERRULE	NOTE 1	NOTE 3	1	FROODADV01A
5	BARREL	NOTE 1	NOTE 6	1	BR00ALT01A
4	CONTACT PIN	NOTE 2	NOTE 4	1	CP01----
3	INSULATOR	NOTE 5	NATURAL	1	NS51----
2	BODY	NOTE 1	NOTE 3	1	RT6421G1-2
1	HOUSING	NOTE 1	NOTE 3	1	HS00----
NO.	DESCRIPTION	MATERIAL	FINISH	Q'TY	DRAWING NO.

DIMENSIONS ARE IN MILLIMETERS	
UNLESS OTHERWISE SPECIFIED TOLERANCES	PART NO.
0.5-6 = ±0.2	APPROVED
6-30 = ±0.4	CHECKED
30-120 = ±0.6	DATE
120-315 = ±1	DATE
315-1000 = ±1.6	DATE
1000-2000 = ±2.4	DATE
SCALE 2.5/1	ISSUE A1

FILE NO.	F:\DWG\RT\6501A1\002\50\NTT3G
DRAWN	ANGELA
CHECKED	
DATE	05-15-03'
DATE	05-15-03'

PART NO.		TITLE	
Danbury,CT,USA-Tainan,Taiwan-Shenzhen,China		TNC REVERSE POLARITY PANEL JACK	
DRAWING NO.		ITEM NO.	
RT6501A1-002-N/TT3G-50			

Amphenol

A

B

C

D

E

F

A

B

C

D

E

F